

C.W.  
5/4/16

1

# The Pets



**For the teacher:** This lesson is for reading practice only. Encourage your students to first see & discuss all the pictures. After that let them read the text.

Sita is on the bed.  
Ruby is on the cot.  
The sun is in the sky.



Tommy has a bat.  
Kitty has a ball.  
Tommy and Kitty play.

Bang! The ball hits the vase.  
Sita and Ruby jump.  
Look, Kitty is under the mat.  
Tommy is under the bed.





This is Mala.  
Mala is in the room.  
That is Kitty.  
Kitty is under the table.  
Mala has a cake.  
The cake is on the table.




Mala is not in the room.  
Kitty is not under the table.  
Kitty is on the table.  
Yum! Yum!  
Kitty eats the cake.

## Do It Yourself




1. Look at the pictures given on the previous page and tell.....

- Where is Mala?
- Where is the cake?
- Who eats the cake?
- Do you like to eat cake?



2. Colour the given picture of the cake and write your name on it.



*gofab.*



**For the teacher:** Discuss with the children the scene of the zoo.



Neha is in the zoo.  
Oh, dear! says Neha.  
The boy is on the tree.  
The bear is on the bicycle.  
The girl is on the bird.  
The pig is in the car.  
The goat is on the stool.  
The lion is in the water.  
The fish is in the cage.  
Neha is happy to see the zoo.

29/6/16

# Do It Yourself




1. Write the names of any four animals you find in the lesson.

a. lion

b. pig

c. goat

d. bear



2. Read carefully the following sentences and mark right (✓) for the correct statement and cross (x) for the wrong statement.

- a. Neha is in the park.
- b. The boy is on the tree.
- c. The pig is on the stool.
- d. The goat is on the bicycle.
- e. Neha is happy to see the zoo.
- f. The bear is in the cage.

- 
- 
- 
- 
- 
- 

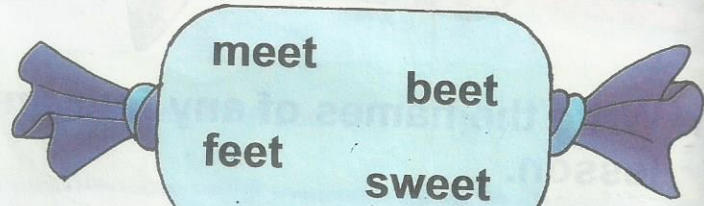



29/6/16


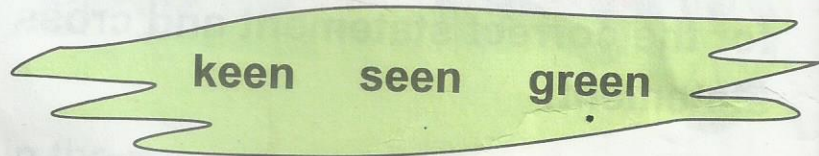



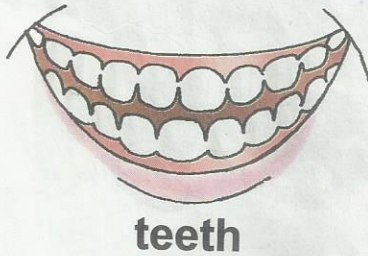
Say 'ee' as in 'screech'



H/W



week  
seek



For the teacher: Choose any rhyming game from the 'Curriculum Guidelines' book of Class-I and play it in the class in order to make children speak and then read the given words. Also display these words in the class for sight reading.

4

## Neha in a Jeep



New words : Horn Near Bite Pick Lake

**For the teacher:** Before taking up the lesson, show the usage of new words in different classroom situations. Display these words in the class for sight reading.

Neha is in a jeep.  
The jeep has four wheels.  
The jeep has a horn.  
The horn says, 'Beep! Beep!'  
Neha peeps from the jeep.



Neha sees an apple tree.  
Neha stops the jeep.  
Neha picks an apple.  
The apple is green.  
Neha bites the apple.  
Oh! Look at Neha's teeth.

Neha sits in the jeep.  
Neha goes near the lake.  
Neha feels happy.



7



A bee sits on Neha's heel.  
The bee bites the heel.  
Neha weeps, O o o o.....

Neha puts feet in  
the water.  
The water is deep.



Neha sees geese.  
Neha feeds them  
with seeds.  
Neha is keen to  
keep the geese.



27.6  
Do It Yourself

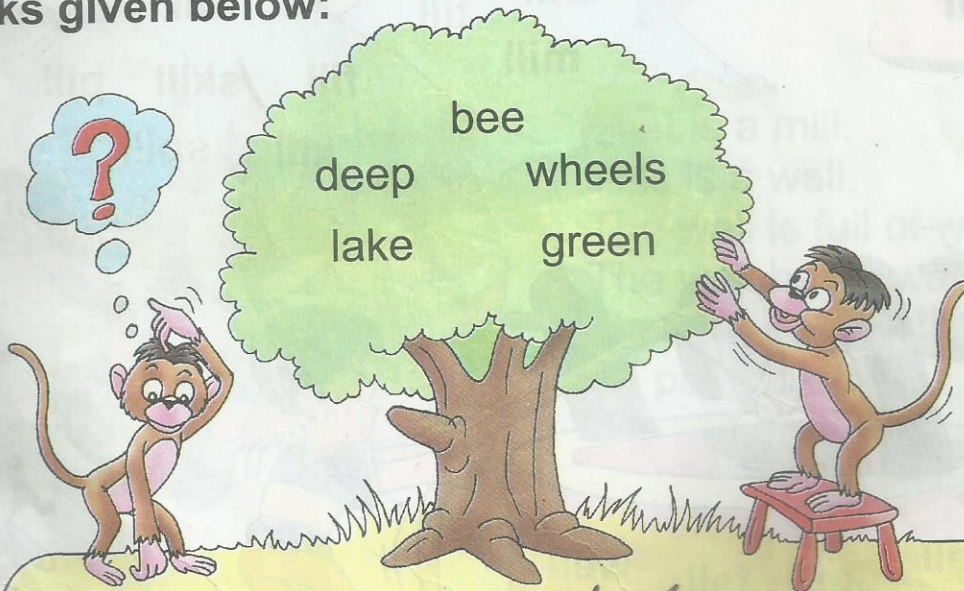


1. Answer the following questions orally:

- a. Who is in the jeep?
- b. What does Neha pick?
- c. Who bites Neha's heel?
- d. What does Neha feed the geese with?



2. Pick the right word from the word-tree and fill in the blanks given below:



- a. The jeep has four wheels.
- b. The apple is green.
- c. Neha goes near the lake.
- d. A bee sits on Neha's heel.
- e. The water is deep.